

# REVOLUTION PARTS

Automotive Parts &  
Accessories eCommerce

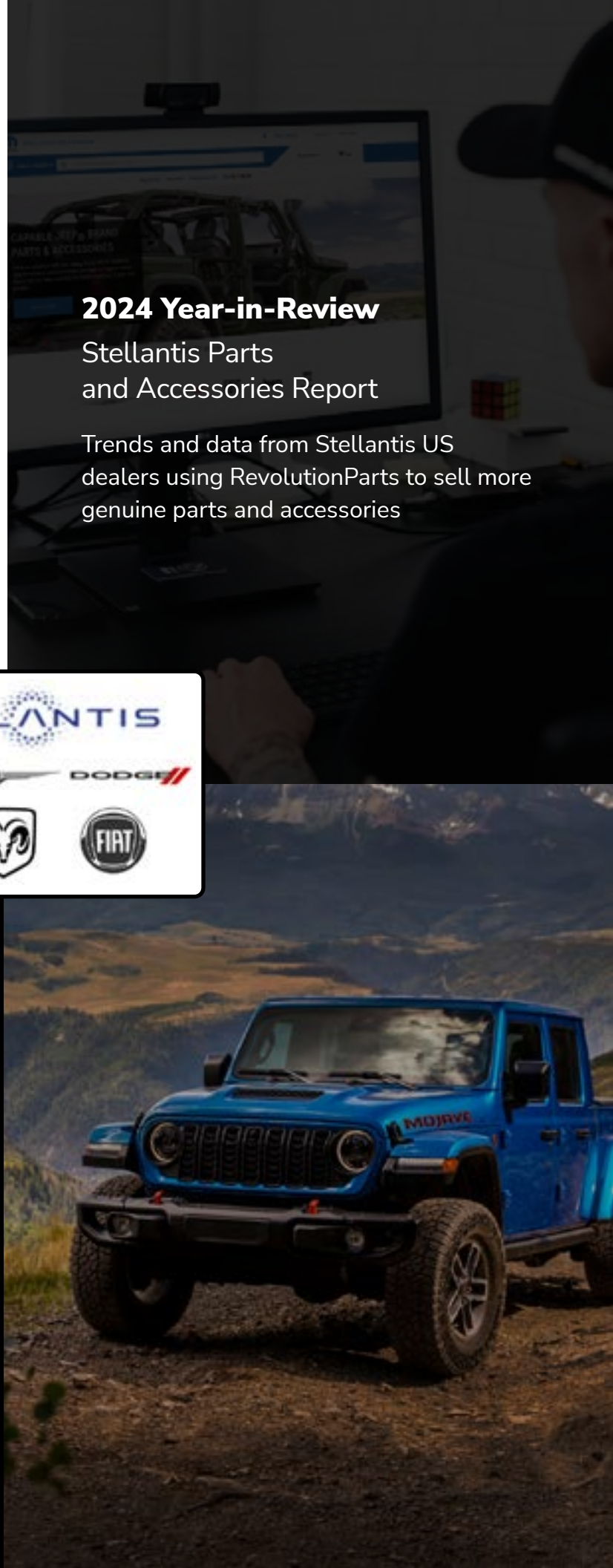
# TREND REPORT

# 2024

## 2024 Year-in-Review

Stellantis Parts  
and Accessories Report

Trends and data from Stellantis US  
dealers using RevolutionParts to sell more  
genuine parts and accessories



# INTRODUCTION

## Stellantis US Dealers are Finding Huge Success With RevolutionParts!

### Online Parts & Accessories Sales Growth for Stellantis US Dealers in 2024



The automotive parts and accessories industry has experienced continued growth over the years as consumers have consistently turned to the internet to find and purchase parts and accessories.

This report delves into the trends and data surrounding Stellantis US dealerships throughout the US that are selling parts and accessories online through the RevolutionParts platform.

**Over the years, Stellantis US dealers have enhanced their sales strategies and significantly increased their sales volumes.**

#### Amid an expanding industry, three takeaways stand to draw dealers toward online selling:

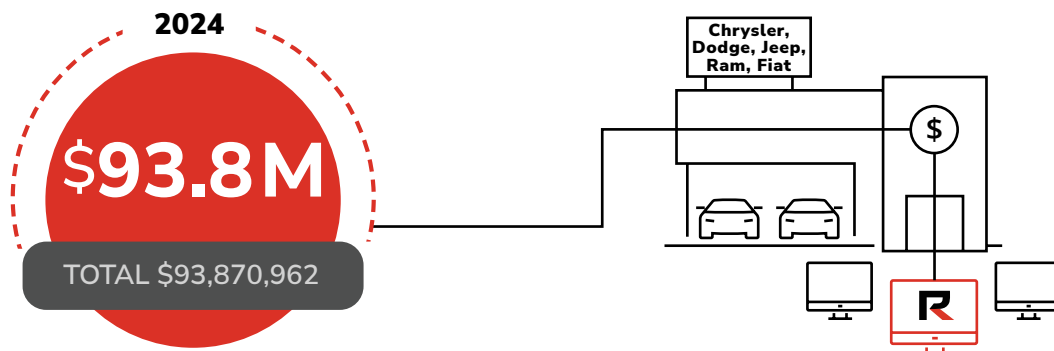
- 1 The online auto parts market is growing quickly, with an annual growth rate between 13.8% and 16.02%.
- 2 The online parts market is projected to grow to \$35 billion by 2030.
- 3 Not selling online is no longer an option for dealerships. Dealers and manufacturers must have a digital presence to keep their parts business competitive.



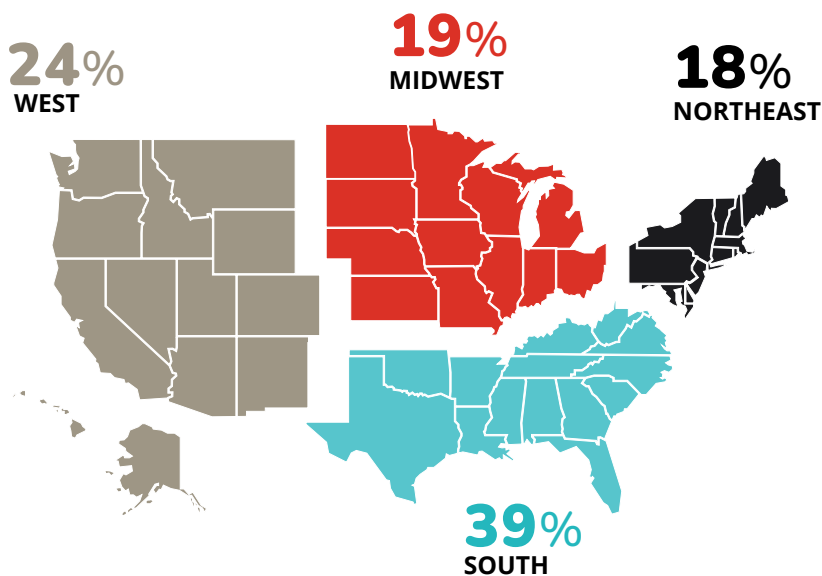
This report outlines key Stellantis US part and accessory trends and opportunities to help capture more of the aftersales market.

# Stellantis US DEALERSHIP PERFORMANCE

In 2024, Stellantis US dealers selling parts and accessories with the RevolutionParts eCommerce platform sold



## US Regional Sales Breakdown



## Top 10 Stellantis US Parts Sold Online

- 1 Rack And Pinion Gear
- 2 Outside Rear-View Mirror, Right
- 3 Water Pump
- 4 Headlamp, Right
- 5 Outside Rear-View Mirror, Left
- 6 Headlamp, Left
- 7 Brake Rotor
- 8 Tail Lamp, Right
- 9 Brake Pads
- 10 Engine Cooling Radiator



**\$8,833,564**

2024 Revenue of Top Dealer

(Online Parts & Accessories Sales)



**\$188,118**

Average 2024 Revenue for Stellantis US Dealers

(Online Parts & Accessories Sales)



# PERFORMANCE BY SALES CHANNEL

**Stellantis US dealers have a massive opportunity for online parts & accessories sales through varying online sales channels.**



**\$57,786,542**

Stellantis US dealerships selling on their own RevolutionParts Web Store



**\$1,663,283**

Stellantis US dealerships selling on Amazon with RevolutionParts



**\$9,564,095**

Stellantis US dealerships selling on eBay with RevolutionParts

**\$24,852,907** Stellantis US dealerships selling on Superstore with RevolutionParts

## Stellantis US Parts & Accessories Marketing Analysis



Stellantis US dealerships using RevolutionParts Marketing Services for online sales have seen a good return on their marketing investments.

**87.9x**

RETURN ON AD SPEND

**9.4x**

RETURN ON MARKETING SPEND

Stellantis US dealerships earn **\$87.90** back on every dollar they spend on paid ads to market their online part and accessory store. The average dealership invests around **\$1,687** in monthly marketing ad spend and turns it into **\$148,287** in monthly revenue.

For more information on Stellantis' US performance or in-depth sales data, contact **RevolutionParts at 408-426-7470**





**Note:** Sales data from Stellantis US dealerships using RevolutionParts solutions were the primary sources consulted in compiling this report. This report was last updated in January 2025.



REVOLUTION **PARTS**

THANK  
YOU



[www.revolutionparts.com](http://www.revolutionparts.com)  
408-426-7470